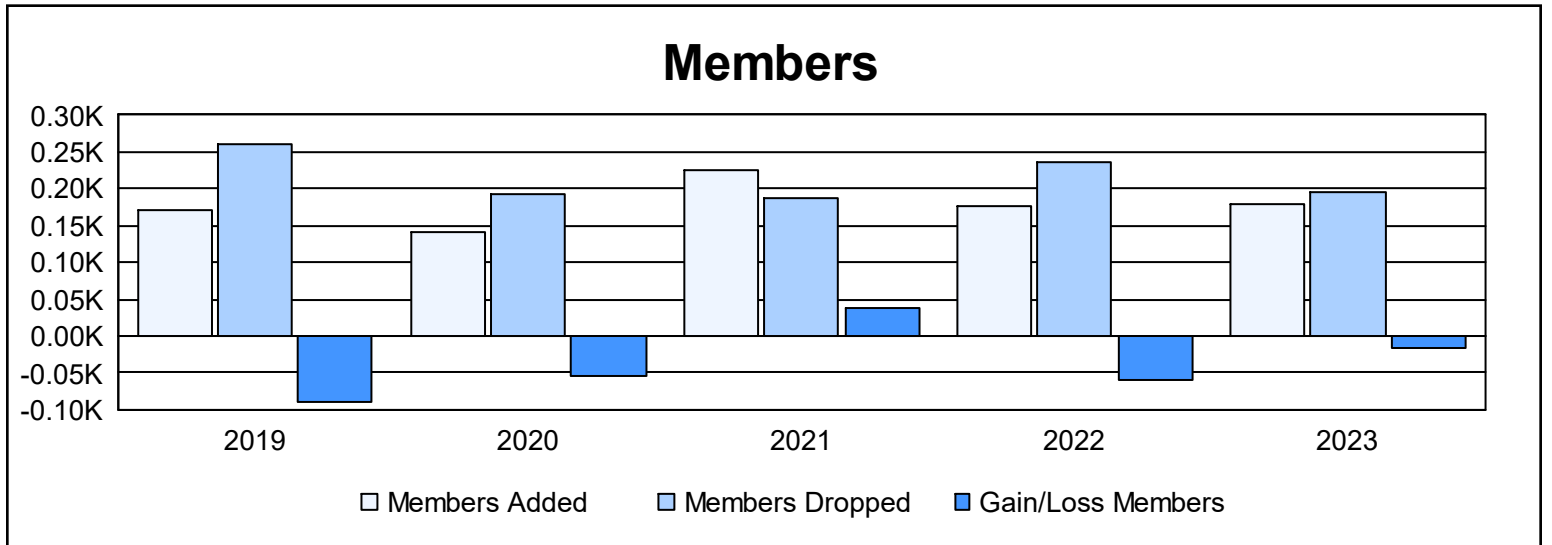
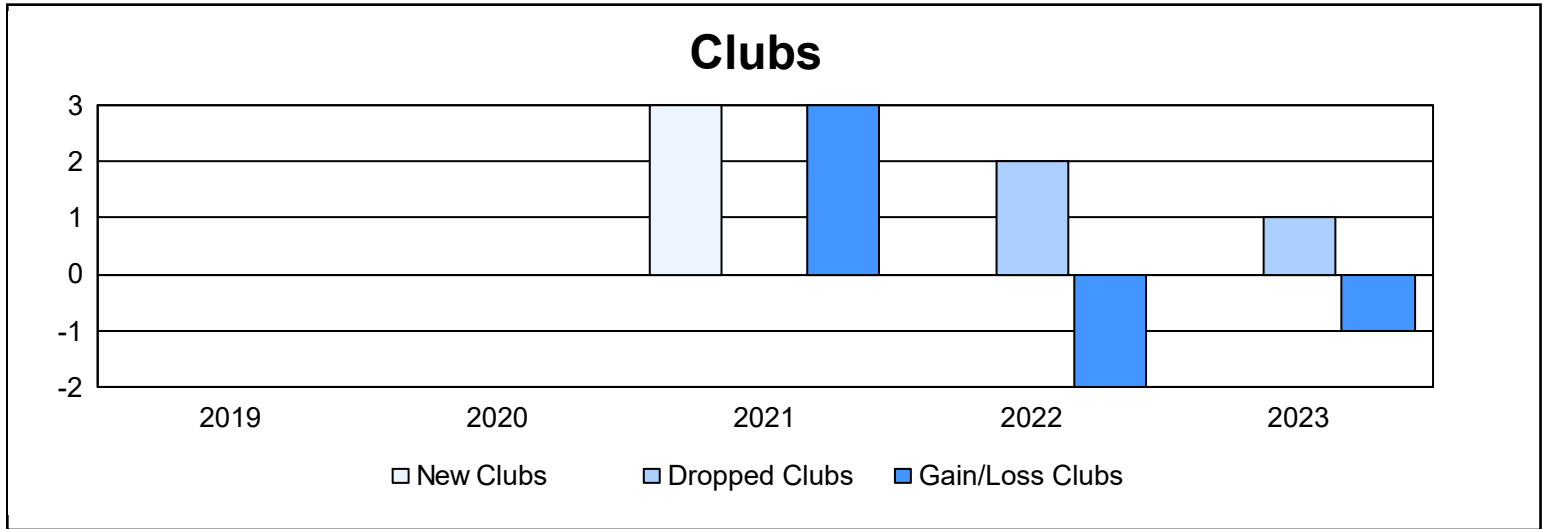
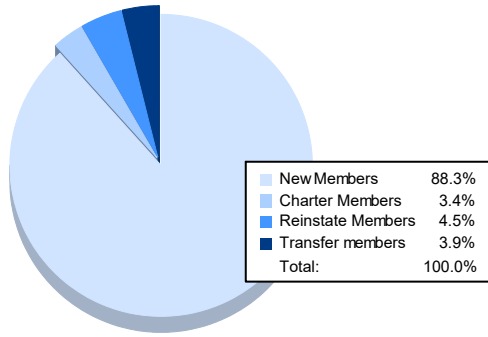


| Year | New Clubs | Dropped Clubs | Gain/ Loss Clubs | New Members | Charter Members | Reinstate Members | Transfer Members | Total Member Added | Total Members Dropped | Gain/ Loss Members |
|----------------|-----------|---------------|------------------|-------------|-----------------|-------------------|------------------|--------------------|-----------------------|--------------------|
| 2018-2019 | 0 | 0 | 0 | 155 | 1 | 10 | 6 | 172 | 261 | -89 |
| 2019-2020 | 0 | 0 | 0 | 133 | 1 | 5 | 1 | 140 | 194 | -54 |
| 2020-2021 | 3 | 0 | 3 | 129 | 87 | 5 | 3 | 224 | 186 | 38 |
| 2021-2022 | 0 | 2 | -2 | 165 | 2 | 1 | 9 | 177 | 236 | -59 |
| 2022-2023 | 0 | 1 | -1 | 158 | 6 | 8 | 7 | 179 | 195 | -16 |
| Average | 1 | 1 | 0 | 148 | 19 | 6 | 5 | 178 | 214 | -36 |



Membership Composition June 2023 Cumulative



Gender Composition June 2023 Cumulative

